




# **HEALTH AND SAFETY MEASURES ON CAMPUS**



BLOCK 10  
1ST FLOOR



BLOCK 11  
1ST FLOOR



BLOCK 11  
2ND FLOOR

# UNIVERSITY CAMPUS

- Dubai International Academic City.
- Block 10 & 11
- Three floor
- Total teaching halls 17
- Total Labs 4
- (2 IT Labs, 1 Electromechanical Engineering Lab, 1 Electrical and electronic engineering Lab)
- Operational hours 8 AM to 10 PM
- Student on campus 8 AM to 10 PM



# WHO IS RESPONSIBLE FOR ENVIRONMENT, HEALTH & SAFETY

- The University Management Team
- Staff
- Visitors
- Students





# **ENVIRONMENT, HEALTH & SAFETY POLICY**

The University has developed a health and safety procedure to ensure that you all are provided with a safe, healthy and supportive learning environment.

The policy is available in the student handbook on the University website.

<https://www.buid.ac.ae/wp-content/uploads/University-Catalouge/UG/UG-Handbook-2022.pdf>





# **YOUR ENVIRONMENT, HEALTH & SAFETY RESPONSIBILITIES**

- Familiar with and comply with fire and emergency evacuation procedure.
- Know the assembly points
- To take care of own health and safety
- To take an active interest in health and safety
- Follow all the health and safety instruction, rules and regulations
- Not to interfere with or misuse anything provided/ installed for health and safety, such as Fire extinguishers, smoke detectors, Fire sprinklers etc.,
- Report to a staff any accident or near misses
- Not to act in any manner that may cause danger to you and others.



# **YOUR ENVIRONMENT, HEALTH & SAFETY RESPONSIBILITIES**

## **SPECIAL NOTE ON FIRE EXTINGUISHERS, SMOKE DETECTORS, FIRE SPRINKLERS**

It is an offence to interfere with the firefighting devices. They are installed to protect life in the event of a fire.

Any students found tampering with these devices will be subject to University disciplinary procedure.



# FIRE PROCEDURE

## IF YOU DISCOVER A FIRE

- Raise the alarm by activating the nearest call point (Emergency Break Glass)
- Leave the building immediately
- Inform a staff member is possible
- Go to the nearest assembly point as soon as possible.





# FIRE PROCEDURE

## YOU MUST NOT

- Attempt to fight the fire
- Delay your evacuation
- Use the lift
- Re-entre the building until permission has been provided by the Fire Evacuation Officer



# FIRE PROCEDURE

ON HEARING THE FIRE ALARAM YOU  
MUST CARRY OUT THE EVACUATION  
PROCEDURES

- It could be a drill
- It could be a real fire
- In any case you have to evacuate the building



# **EMERGENCY EVACUATION PROCEDURE**



- Try to remain calm and think rationally.
- Determine the type of emergency and the level of danger
- Dial emergency services number (999 for police, 997 for Fire, 998 for medical). Provide clear and concise information about the emergency.
- If it is safe to do so, alert others in the vicinity about the emergency. Use alarms or other available means.
- Follow designated evacuation routes and exit points.
- Do not use elevators during a fire or earthquake; use stairs.





# ACCIDENT, INCIDENT & NEAR MISS

- You should report any accident, incident or near misses to a student, staff or visitor immediately to a staff member.
- Name and contact number of the first aiders are displayed on the safety notice boards at the University security reception counter at the 1st floor foyer between block 10 & 11.



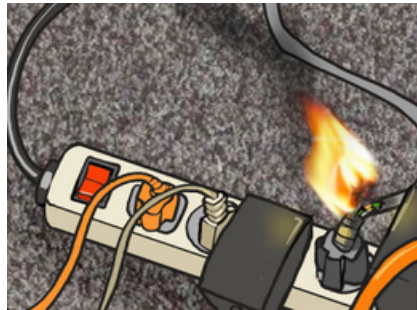
# ILLNESS OR ANY MEDICAL CONDITION

- If you are unwell while in the University campus, you **MUST** inform a staff member immediately.
- Call the medical emergency number if possible 998



# REPORTING HAZARDS

- A hazard is anything with a potential to cause harm.
- If you see something of concern that may cause an accident, report it to a member of staff immediately.





# CLASSROOM/ LABS

- If you move any furniture during the lesson, please return it to its original position before leaving.
- Keep the classrooms, lab, lounges, corridors clean and tidy while using.
- Do not use any equipment, machine or substance until you have been trained and given permission to do so by your tutor/ lab engineer.
- You must wear personal protective equipment as advised by the tutor/ lab engineer.



# SMOKING



- University campus is a **NO** smoking zone.
- Students, staff and visitors may only smoke in the designated smoking area provided.
- Dedicated smoking area can be found on the ground floor open area of block 11.
- It is an offence to smoke in any other area in the campus.
- Vaping is also not permitted across the campus.



# FIRST AID ON CAMPUS

Requesting First Aid Assistance

The most effective way to obtain assistance is by contacting the security desk between the 1st floor of block 10 and 11.

BUiD Security contact no:

04 2791 469

DIAC Security contact no:

04 3601 777

Medical emergency: 998

Police: 999

Fire: 997

University EHS officer

Hassan M: 050 5787376

Email: [hassan@buid.ac.ae](mailto:hassan@buid.ac.ae)





## FIRST AID BOX LOCATIONS

Block 10, 1st floor (at the student lounge)

Block 11, 1st floor  
(near the admin area)

Block 11, 2nd floor  
(near the meeting room 1)



# EVACUATION COORDINATORS

Chief evacuation coordinator: Mr Hassan  
Contact no: 0505787376

Day evacuation coordinators: Mr. Shiraz & Mr. Raj Kumar  
04 2791 469

Night evacuation coordinator: Mr. Bharath  
04 2791 469


DIAC Security contact no:  
04 3601 777

Medical emergency: 998  
Police: 999  
Fire: 997

University EHS officer  
Hassan M: 050 5787376  
Email: hassan@buid.ac.ae



# PROCEDURE IN CASE OF PANDAMIC/ COVID





## COVID 19 MEASURES

### SOCIAL DISTANCING:

Social distancing must be adhered to across the campus, both in the classroom and outside of the classroom.






## COVID 19 MEASURES

### FEELING UNWELL:

Should you or your peers feel unwell, showing notable symptoms, please isolate yourself.

The **Isolation room** is on the 1st floor of block 11 at the student lounge (direction signs to this room are posted across the campus).



## COVID 19 MEASURES

### SANITISE AND WASH HANDS

Sanitise and wash hands – whilst on campus it is important you regularly wash and sanitise your hands to prevent the risk of spreading COVID-19.

There are sanitisation points across the campus.



## COVID 19 MEASURES

### Entry procedures of students to the campus

- PCR laboratory Test with a negative result for a period not exceeding 96 hours at the beginning of the academic year, and at the beginning of each semester.
- All Students, faculty and administrative staff should download and activate the Al Hosn Application.
- If you are not feeling well and have flu symptoms, please stay home and do not enter the campus.



## **CLASSROOM NUMBER**

**FF101 - FF106**

**Block 10, 1st floor**

**FF111 - FF113**

**Block 11, 1st Floor**

**SF111 - SF117**

**Block 11, 2nd floor**

## **PRAYER HALLS**

**FEMALE PRAYER HALL, BLOCK 11, GF**

**MALE PRAYER HALL, BLOCK 12, GF**



## Important emergency contact details

Type	Name	Role	Contact number	Email ID
University Emergency Contact Number (Day Shift)	Mr Shiraz	Day shift security guard	04 2791 469	hassan@buid.ac.ae
University Emergency Contact Number (Night Shift)	Mr Bharath	Night shift		
University Chief Evacuation Coordinator	Mr Hassan	Day Night	050 5787376	
University Evacuation Coordinators	Mr Shiraz/ Mr Raj Kumar	Day shift	04 2791 469	
	Mr Bharath	Night shift		
First Aider - Day sift	Mr Shiraz	Day shift security guard		
First Aider - Night shift	Mr Bharath	Night Shift		
University EHS Officer	Mr Hassan	HSE Officer	04 2791 416/ 050 5787376	
Dubai Police			999	
Ambulance			998	
Fire Department (Civil Defence)			997	
LOST/ FOUND	Mr Shiraz	BUiD Security	04 2791 469	hassan@buid.ac.ae



**THANK**

**YOU**

